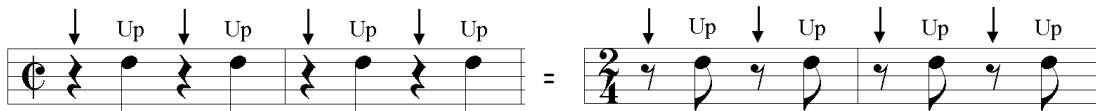



Syncopation Supplement

Most notes you play start on a beat, but **Syncopation happens when notes start on an upbeat**. Syncopation can make the music feel more energetic and exciting by going against the regular rhythmic feel.

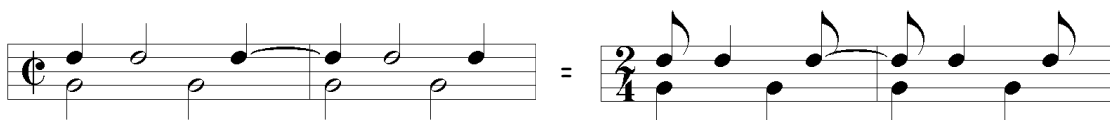
The clearest way to see syncopation is with **off-beats**:



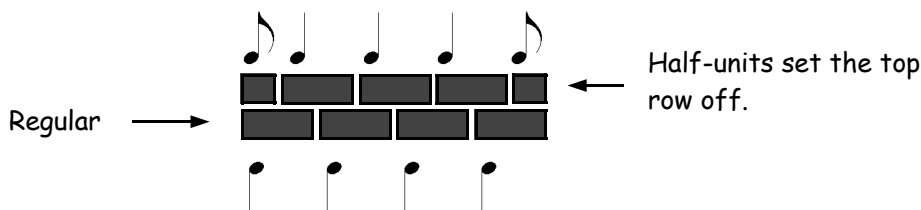
When the syncopated notes carry over into the next beat, **the beat comes in the middle** of the syncopated note (and the syncopated note comes in the middle of the beat). The ties below show how the off-beats could carry over through the next beat.



See how syncopated notes compare to regular:



Compare syncopated notes to rows of bricks:



Syncopation Supplement, Page 2





One single short note puts you **into** syncopation, and the same thing takes you back **out**:



same as:



This book will give you many chances to practice syncopation. Here are a few exercises to test your skills. Write in the counting before you play. Make sure you tap your foot so you always have a feel for the beat!



It may take awhile to get used to counting and playing syncopation. Keep after it, and you will learn it!